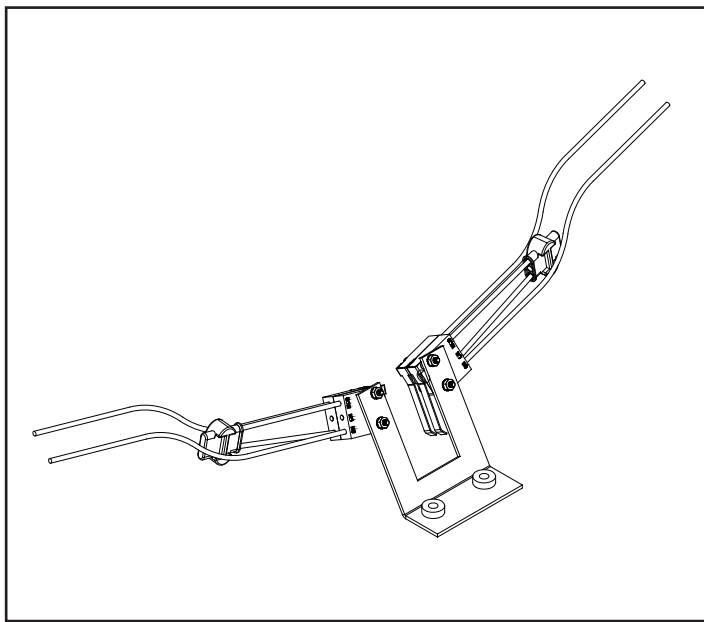


Instruction Manual



Aerotech Curtain Machine Limit Switch Replacement Kit

BA4000 Series Curtain Machine

Limit Switch Assembly Replacement Kit

Models: AC1995



BA4000 Series Curtain Machine

Limit Switch Replacement Kit

Instructions for Use and Maintenance

Thank You:

Thank you for purchasing a Munters Curtain Machine. Munters equipment is designed to be the highest performing, highest quality equipment you can buy. With the proper installation and maintenance it will provide many years of service.

Please Note:

To achieve maximum performance and insure long life from your Munters product it is essential that it be installed and maintained properly. Please read all instructions carefully before beginning installation.

Warranty:

For Warranty claims information see the "Warranty Claims and Return Policy" form QM1021 available from the [Munters Corporation office at 1-800-227-2376 or by e-mail at aghort.info@munters.com](mailto:aghort.info@munters.com).

Conditions and Limitations:

- Products and Systems involved in a warranty claim under the "Warranty Claims and Return Policy" shall have been properly installed, maintained and operated under competent supervision, according to the instructions provided by Munters Corporation.
- Malfunction or failure resulting from misuse, abuse, negligence, alteration, accident or lack of proper installation or maintenance shall not be considered a defect under the Warranty.

Index

Chapters	Page
1. Installation	4
1.1 Unpacking the Equipment	4
1.2 Installation	4

Installation


1.

1.1 Unpacking the Equipment

Before beginning installation, check the overall condition of the equipment. Remove packing materials, and examine all components for signs of shipping damage. Any shipping damage is the customer's responsibility and should be reported immediately to your freight carrier.

1.2 Installation

Disconnect or turn off power to actuator before proceeding.



Step 1

Remove the (2) screws holding the existing limit switch assembly in the BA4000. Remove the limit switch assembly from BA4000. *See Figure 1.*

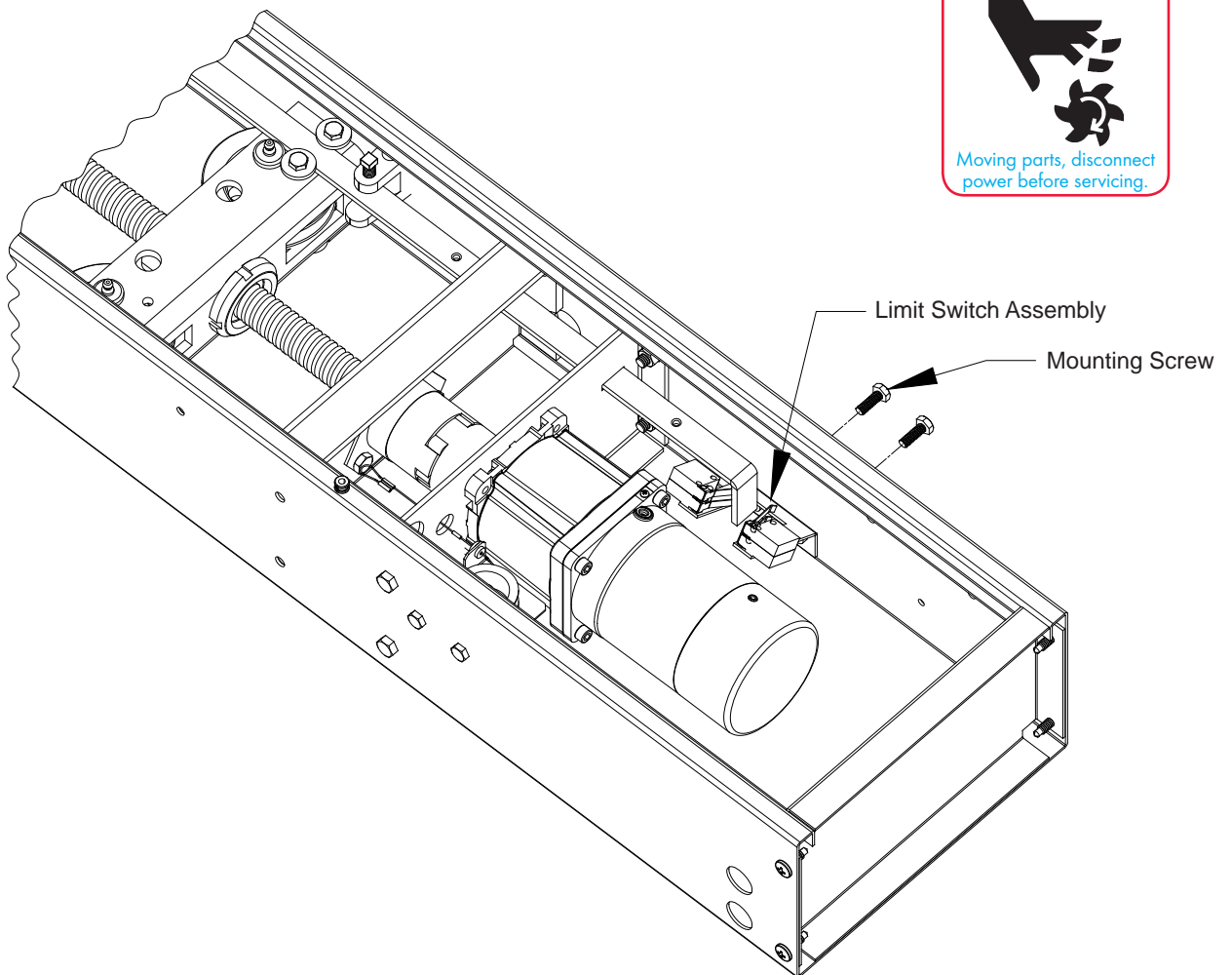


Figure 1

Step 2

Disconnect Limit Switch Assembly from Circuit Board by cutting the 4 wires running from the Limit Switch Assembly to the Circuit Board. See Figure 2.

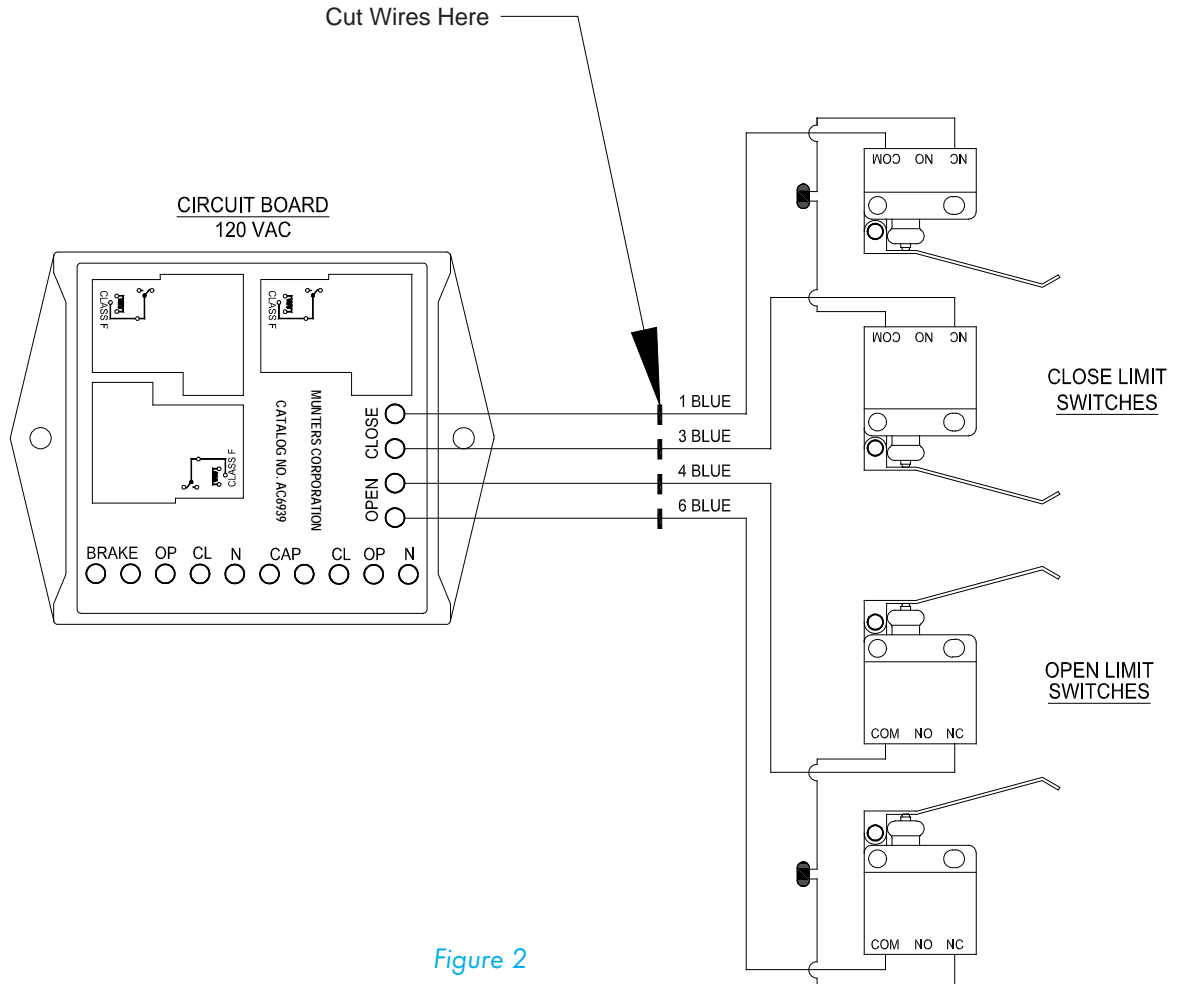


Figure 2

Step 3

Install new Limit Switch Assembly into BA4000 and fasten in place using (2) Screws [included]. See [Figure 3](#).

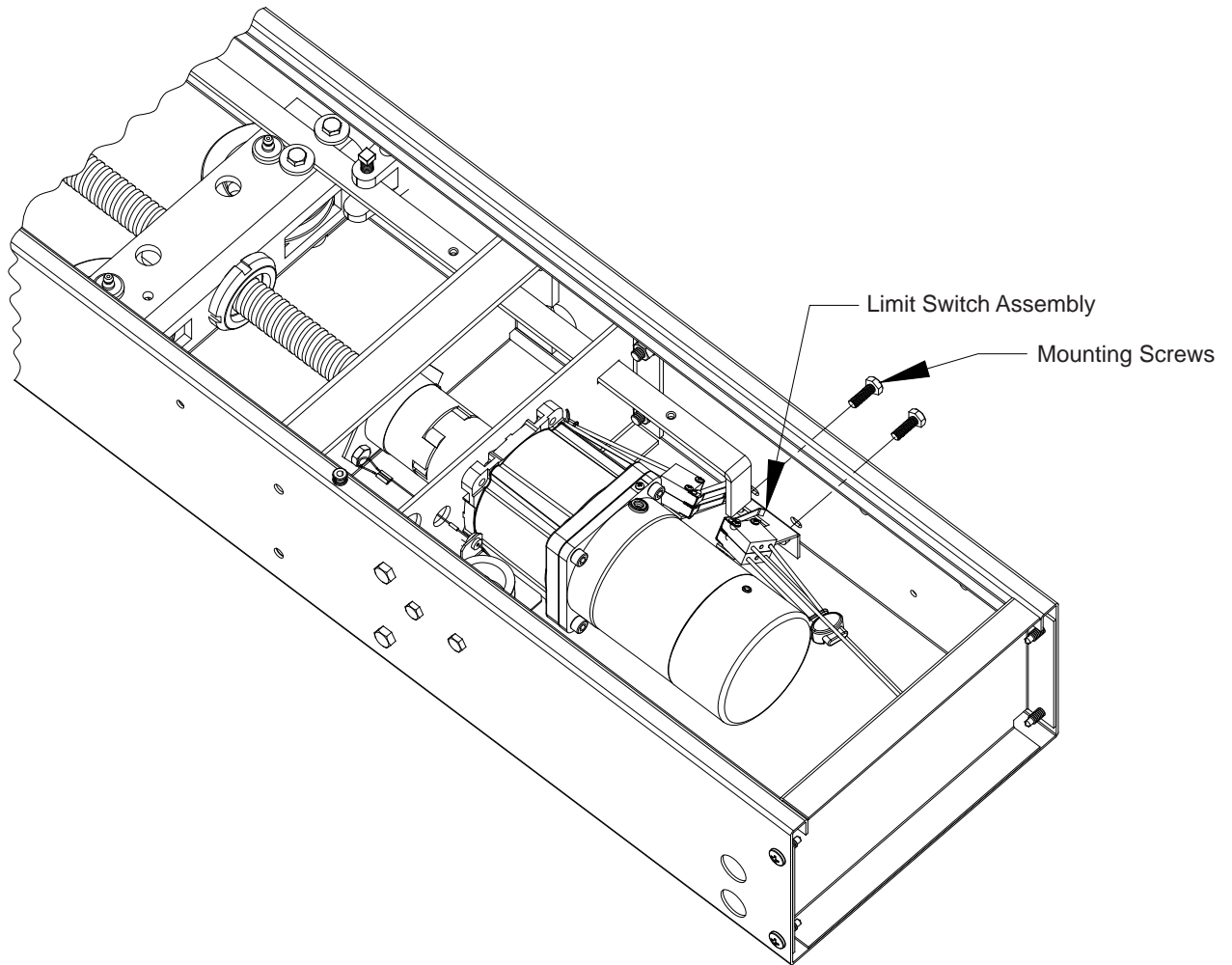


Figure 3

Step 4

Connect new Limit Switch Assembly to Circuit Board by connecting the 4 wires from the Limit Switches to the 4 wires from Circuit Board together using ScotchLok Connectors. Be sure to match wire numbers together from switches to circuit board. See [Figure 4](#). **DO NOT STRIP THE INSULATION FROM THE WIRES.** See [Step 5](#) for ScotchLok installation.

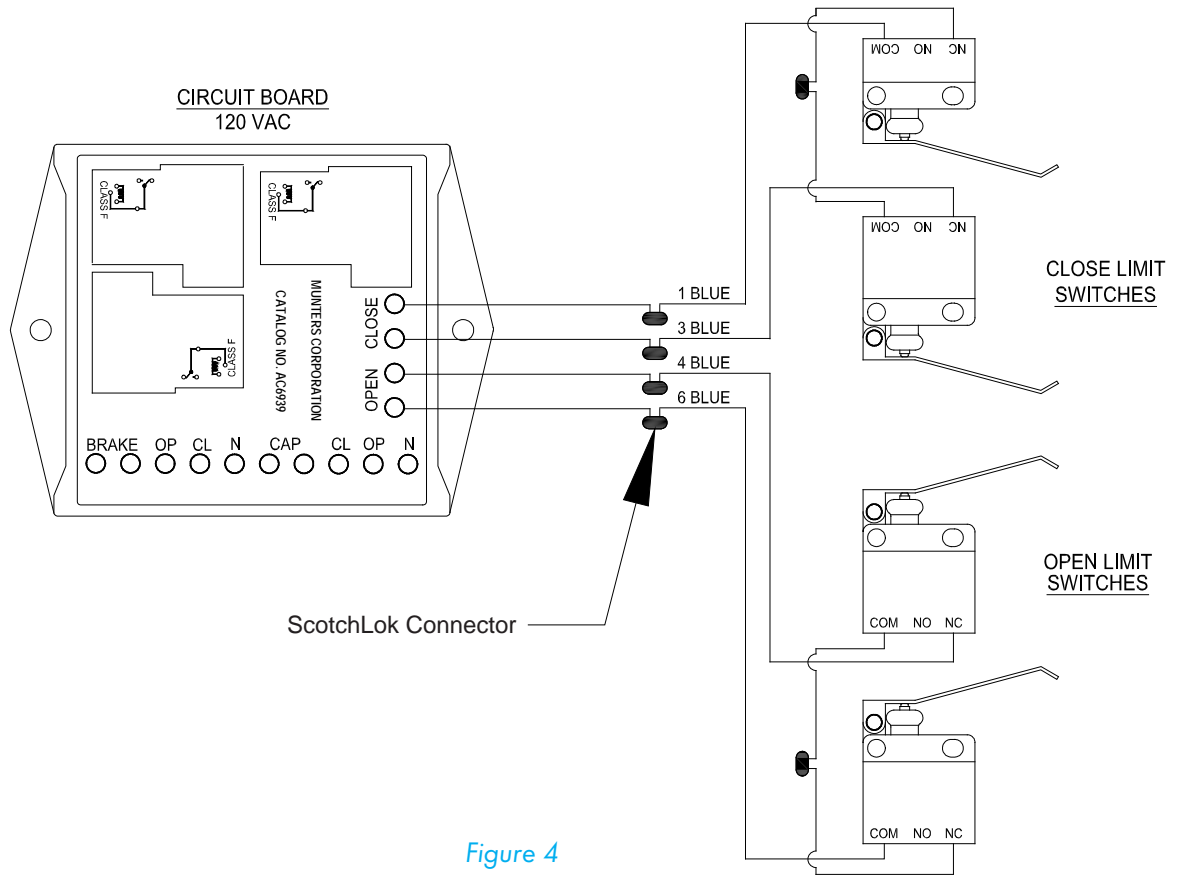


Figure 4

Step 5

Slide two matching wires into the ScotchLok connector and use pliers to push the blue plug to secure (small channel-locks works the best). Be sure top blue plug is flush with all sides of connector to ensure proper electrical connection. See Figure 5.





Figure 5

Installation is now complete. Turn power to actuator back on.

BA4000 Limit Switch Assembly Replacement Kits are developed and produced by Munters Corporation, Lansing, Michigan U.S.A. 1-800-227-2376



Munters Europe AB, Isafjordsgatan 1, P.O. Box 1150, SE-164 26 Kista, Sweden. Phone +46 08 626 63 00, Fax +46 8 754 56 66.

Munters Corporation 2691 Ena Drive Lansing, MI 48917 U.S.A. Phone +1 800-227-2376, Fax +1 517-676-7078

www.munters.us

[Australia](#) Munters Pty Limited, Phone +61 2 6025 6422, [Brazil](#) Munters Brasil Industria e Comercio Ltda, Phone +55 41 3317 5050, [Canada/US](#) Munters Corporation Lansing, MI Phone +1 517 676 7070, [China](#) Munters Air Treatment Equipment (Beijing) Co. Ltd, Phone +86 10 80 481 121, [Denmark](#) Munters A/S, Phone +45 9862 3311, [India](#) Munters India, Phone +91 20 3052 2520, [Indonesia](#) Munters, Phone +62 818 739 235, [Italy](#) Munters Italy S.p.A., Chiusavecchia, Phone +39 0183 52 11, [Japan](#) Munters K.K., Phone +81 3 5970 0021, [Korea](#) Munters Korea Co. Ltd., Phone +82 2 761 8701, [Mexico](#) Munters Mexico, Phone +52 818 262 54 00, [Russia](#) Munters AB, Phone +7 812 448 5740, [Singapore](#) Munters Pte Ltd., Phone +65 744 6828, [South Africa and Sub-Sahara Countries](#) Munters (Pty) Ltd., Phone +27 11 997 2000, [Spain](#) Munters Spain S.A., Phone +34 91 640 09 02, [Sweden](#) Munters AB, Phone +46 8 626 63 00, [Thailand](#) Munters Co. Ltd., Phone +66 2 642 2670, [Turkey](#) Munters Form Endüstri Sistemleri A.Ş, Phone +90 322 231 1338, [USA](#) Munters Corporation Lansing, MI Phone +1 517 676 7070, [Vietnam](#) Munters Vietnam, Phone +84 8 3825 6838, [Export & Other countries](#) Munters Italy S.p.A., Chiusavecchia Phone +39 0183 52 11