

# DH 2100-FGD

## Droplet Separator (Mist Eliminator)



The DH 2100-FGD (*T 100*) is a vane type droplet separator for horizontal gas flow. The gas flow charged with liquid droplets is directed through eliminator vanes that are designed for turning the direction of the gas flow. As a result of this configuration, inertial forces act on the droplets. The droplets impinge onto the profile surface, where they form a liquid film that is subsequently drained off as a result of gravity. Specially shaped separating chambers ensure that the liquid is drained off in the correct manner while at the same time enhancing the separation of very fine droplets. The separator is typically used in a panel design in the horizontal duct section of FGD absorbers.

### Target applications

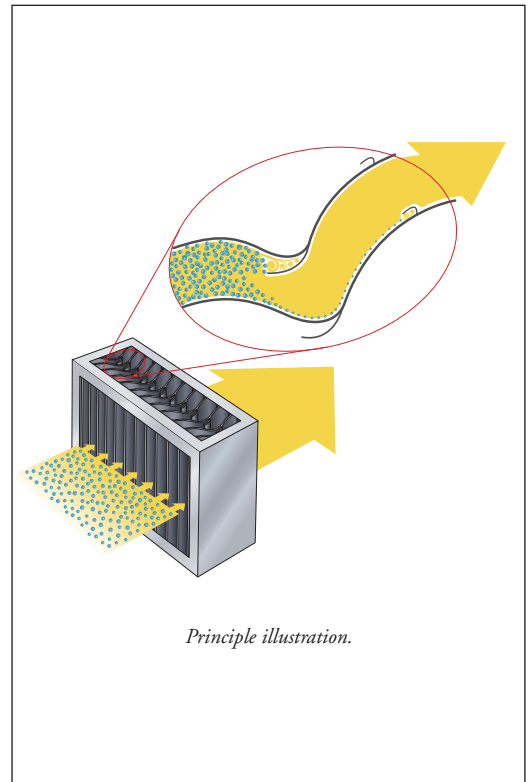
The DH 2100-FGD (*T 100*) is typically used in gas cleaning devices with high liquid loading such as

- FGD absorbers (Flue Gas Desulphurization)
- Horizontal scrubbers
- Gas cleaning devices in waste incineration plants

### PRODUCT INFORMATION

## DH 2100 – FGD (*T 100*)

- Extremely low pressure loss
- Allows process designer to apply higher gas velocities in comparison to vertical gas flows
- High liquid removal capacity
- Highest efficiency standards achievable through multistage configurations
- Equipped with flushing / cleaning systems for plugging sensitive applications
- Panel design with integrated drainage systems
- Suitable for retrofit
- Available in polypropylene (also as talcum reinforced PP), PVDF. Special material available upon request



## Designs

### 1. Stand-alone

For smaller duct sizes the unit comes as stand-alone separator as shown in the photo.

### 2. Panel design

The DH 2100-FGD (T 100) panel system is installed into exhaust ducts with horizontal gas flows. The panel system is located directly behind the spray system of the absorber and its flushing system can be either on both up- and downstream sides of each stage or upstream of both stages and downstream of the coarse separator. This solution allows the process designer to

apply higher gas velocities in comparison to vertical gas flows. Separated liquids flow away from the direction of the gas flow via a drainage system and back to the washers.

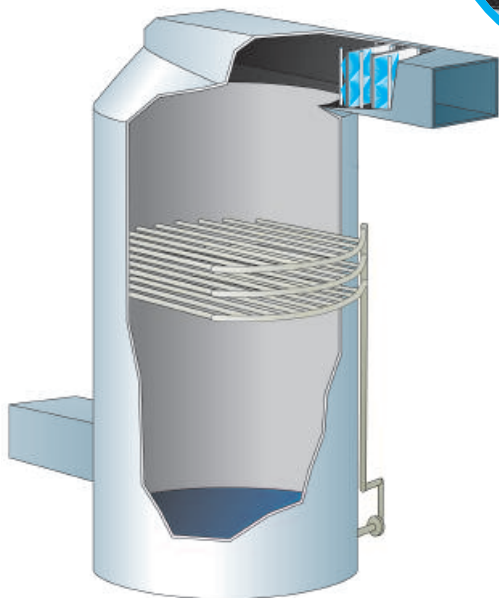
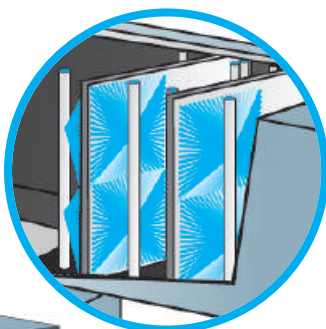
### 3. Multi stage configurations

Depending on gas velocity, composition and liquid loads, several stages become necessary. The multi stage configuration comprises 2 or 3 subsequent stages with either stand-alone or panel designs. For extreme small particle ranges, the system is equipped with an agglomerator.


### 4. Cleaning and spray systems

To avoid plugging, each mist elimination system in a gas-cleaning device should have a properly designed cleaning system. The cleaning system comprises a multitude of pipes with fully integrated nozzles, installed close to the vane sections. This allows thorough cleaning on both sides of the vanes and side-to-side cleaning can also be incorporated. Cleaning cycles can also be automated.

Material certificates can be delivered for most materials upon request. Pressure loss, limit drop sizes and fractional efficiency curves for given operating data are delivered upon request.



*Integrated cleaning systems minimize maintenance and ensure optimal performance.*



Munters, HumiCool Division, Isafjordsgatan 1, P.O. Box 1150, SE-164 26 Kista, Sweden. Phone +46 8 626 63 00, Fax +46 8 754 56 66.

Munters Euroform GmbH, Philippsstrasse 8, P.O. Box 101109, DE-52011 Aachen, Germany. Phone +49 241 89 00 0, Fax +49 241 89 00 5199, [mist-elimination@munters.com](mailto:mist-elimination@munters.com)

Munters Corporation, 210 Sixth Street SE, P.O. Box 6428, 33911 Fort Myers FL, USA. Phone +1 239 936 1555, Fax +1 239 936 8858, [usfmycs\\_me@americas.munters.com](mailto:usfmycs_me@americas.munters.com)  
[www.munters.com](http://www.munters.com)

**Australia** Munters Pty Limited, Phone +61 2 6025 6422, **Austria** via Munters Euroform GmbH, **Brazil** Munters Brasil Industria e Comercio Ltda, Phone +55 41 3317 5050, **China** Munters Air Treatment Equipment (Beijing) Co. Ltd., Phone +86 10 80 481 121, **Denmark** via sales organization in Sweden, **Finland** Munters Oy, Phone +358 9 83 86 030, **France** Munters France S.A., Phone +33 1 34 11 57 50, **Germany** Munters Euroform GmbH, Phone +49 241 89 00 0, **India** via Munters Euroform GmbH, **Indonesia** Munters, Phone +62 21 9105 4467, **Italy** via Munters Euroform GmbH, **Japan** via Munters Euroform GmbH, **Kingdom of Saudi Arabia and Middle East** via Munters Euroform GmbH, **Korea** via Munters Euroform GmbH, **Mexico** Munters Mexico, Phone +52 818 262 54 00, **Norway** via sales organization in Sweden, **Russia** Munters Europe AB, Phone +7 812 448 5740, **South Africa and Sub-Sahara Countries** Munters (Pty) Ltd., Phone +27 11 997 2000, **Spain** via Munters Euroform GmbH, Office Barcelona, Phone +34 93 688 1017, **Sweden** Munters Europe AB, Phone +46 8 626 63 00, **Thailand** Munters Co. Ltd., Phone +66 2 645 2708 12, **United Kingdom** Munters Ltd., Phone +44 845 644 3980, **USA** Munters Corporation Fort Myers, Phone +1 239 936 1555, Munters Corporation **Export & Other countries** Munters Euroform GmbH, Phone +49 241 89 00 0.

Your closest distributor