


EQUIPMENT

DH™ 2100

- High separation efficiency
- Very low pressure drop, leading to lower operating costs
- Materials available for a wide range of process conditions
- Low maintenance costs due to simple operating principle and long lifetime
- Wide face velocity range
- Tailor made lengths available
- Wide range of assembly profiles available
- In house ISO 9001 certified manufacturing
- Highest quality materials

DH™ 2100

Droplet Separator Profile



DH™ 2100 droplet separator profile when assembled into units forms a vane type separator for horizontal flow. The streamlined profiles ensure low levels of pressure drop combined with high separation efficiencies.

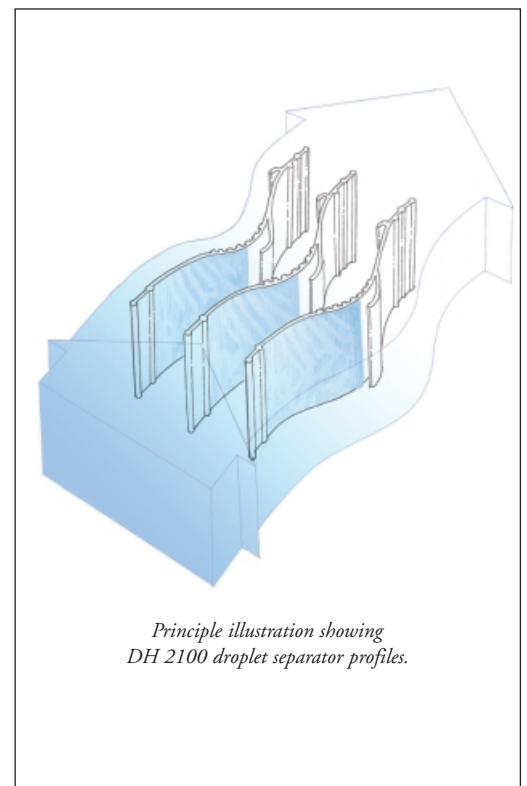
The profile is available in various materials, the most popular being, talcum reinforced polypropylene, PVC, PVDF, aluminium and stainless steel. It can therefore be utilised in a wide range of processes under different operating conditions. DH 2100 droplet separator profile can be supplied as standard 6 metre long profiles or in tailor made lengths that are shorter than 6 metres.

DH 2100 droplet separator profile is designed for use in many applications, for example: Air intakes, behind cooling coils, as a straightener before spray humidifiers, in scrubber outlets etc. The profile is suitable for use at face velocities between 2 and 6 m/s.

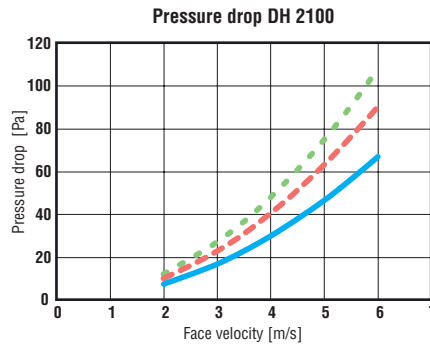
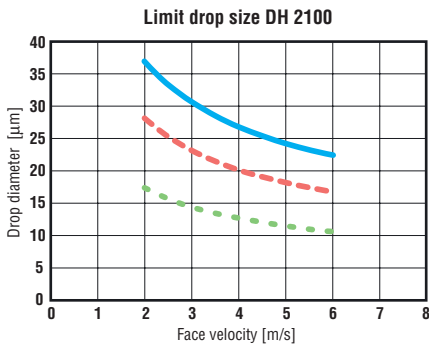
Separation technology

The streamlined separator profiles deflect the droplet laden gas stream, as a result the momentum of the droplets causes them to impinge onto the profile surface. The droplets coalesce together and form a liquid film, the influence of gravity causes the liquid to drain to the bottom of the profiles. Specially shaped separation chambers improve performance by enhancing the separation of finer droplets and ensuring problem free discharge of liquid.

To avoid “flooding” of the profiles and the possibility of re-entrainment of the separated liquid, the height of the profile sections is normally limited to 2,500 mm.



*Principle illustration showing
DH 2100 droplet separator profiles.*

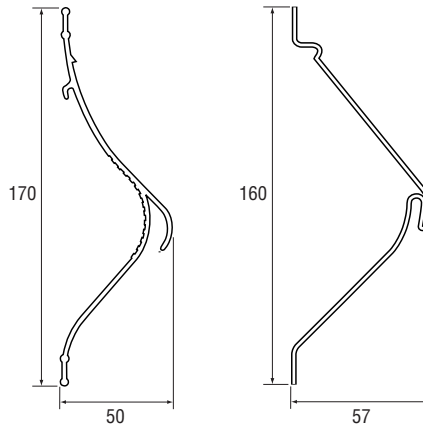


— 20 mm pitch/spacing between profiles
— 25 mm pitch/spacing between profiles
— 30 mm pitch/spacing between profiles

Performance

The limit drop size represents a performance characteristic of the profile, at the relevant velocity and operating conditions it is the size of the smallest droplet that is completely separated. The diagram showing limit drop size has been calculated for an air/water system at 20 °C and 1 bar.

The pressure drop is measured at ambient conditions (20 °C and 1 bar) through a number of assembled profiles at various pitches/spacing and under ideal conditions.



Plastic and Aluminium Stainless Steel

Technical specifications

Material code	Colour	Max. operating temperature °C	Weight kg/m	Thermal expansion coefficient 10 ⁶ · K ⁻¹
PPTVb (standard)	Black	80**	0.45	150
PPTVw	White	80**	0.45	150
PVC	Grey	50	0.83	80
PVDF	Natural	110	0.75	140
Al*	—	—	1.11	24
SS	—	—	1.45	16

PPTV = Talcum reinforced polypropylene
 PVC = Polyvinylchloride
 PVDF = Polyvinylidfluoride
 Al* = AlMgSi0.5
 SS = AISI 316 Ti

*Anodised or coloured material on request.
 **Short time use 100 °C.

Order information

DH 2100-X-X-X
 Material code _____
 Length, mm _____
 Number of profiles _____
 e.g., DH 2100-PPTVb-800-25

If material is not specified PPTVb will be delivered!

The minimum length delivered is 200 mm and the maximum is 6,000 mm.

Ordered length tolerance ±2% at 20 °C.

DH™ 2100 is developed and produced by Munters Euroform GmbH, Germany.



Munters, HumiCool Division, Kung Hans Väg 8, P.O. Box 434, SE-191 24 Sollentuna, Sweden. Phone +46 8 626 63 00, Fax +46 8 754 56 66.
 Munters Euroform GmbH, Philipsstrasse 8, P.O. Box 101109, DE-52011 Aachen, Germany. Phone +49 241-89 00 0, Fax +49 241 89 00 5199.
 www.munters.com

Australia Munters Pty Limited, Phone +61 2 6025 6422, Fax +61 2 6025 8266, **Austria** via sales organization in Germany, **Brazil** Munters Brasil Industria e Comercio Ltda, Phone +55 11 5054 0150, Fax +55 11 5054 0883, **China** Munters Air Treatment Equipment (Beijing) Co., Ltd., Phone +86 10 80 481 121, Fax +86 10 80 483 493, **Denmark** via sales organization in Sweden, **Finland** Munters Oy, Phone +358 9 83 86 030, Fax +358 9 83 86 0336, **France** Munters France S.A., Phone +33 1 34 11 57 50, Fax +33 1 34 11 57 51, **Germany** Munters Euroform GmbH, Phone +49 241 89 00 0, Fax +49 241 89 00 5199, **Indonesia** Munters, Phone +62 21 9105446-7, Fax +62 21 5310509, **Italy** Munters Italy S.p.A., Phone +39 0183-52 11, Fax +39 0183-521 333, **Japan** Munters K.K., Phone +81 3 5970 0021, Fax +81 3 5970 3197, **Kingdom of Saudi Arabia and Middle East** Hawa Munters, c/o Hawa United Cooling Syst. Co. Ltd., Phone +966 1 477 15 14, Fax +966 1 476 09 36, **Korea** Munters Korea Co., Ltd, Phone +82 2 761 8701, Fax +82 2 761 8777, **Mexico** Munters Mexico Phone +52 722 270 40 30, Fax +52 722 270 41 95, **Norway** via sales organization in Sweden, **South Africa and Sub-Sahara Countries** Munters (Pty) Ltd, Phone +27 11 997 2000, Fax +27 11 608 3501, **Spain** via sales organization in Germany, **Sweden** Munters Europe AB, Phone +46 8 626 63 00, Fax +46 8 754 56 66, **Switzerland** via sales organization in Germany, **Thailand** Munters (Thailand) Co. Ltd., Phone +66 2 645 2708-12, Fax +66 2 645 2710, **United Kingdom** Munters Ltd, Phone +44 845 644 3980, Fax +44 845 644 3981, **USA** Munters Corporation **Fort Myers**, Phone +1 239 936 1555, Fax +1 239 936 8858, Munters Corporation **Mason**, Phone +1 888 335 0100, Fax +1 517 676 7078, **Export & Other countries** Munters Europe AB, Phone +46 8 626 63 00, Fax +46 8 754 56 66.

Your closest distributor