

# Munters »Heat-X«® type H / V

## Heating systems

The »Heat-X«® air-water-heat exchangers are amongst the most powerful on the market. When compared with similar devices it has succeeded in halving the power consumption with the same heating capacity. Thus the »Heat-X«® heat exchangers are the perfect choice for using the exhaust heat from biogas plants or CHP plants.

### Advantages

- Resistant lamella – easy to clean
- Stainless steel pipe system
- Universal applicability: Horizontal and vertical air guidance
- ZIEHL-ABEGG Fan Durable and efficient

Hot-water driven heat exchangers are always advantageous compared to gas canons because they do not burn oxygen and produce CO<sub>2</sub> and water vapour in the stable during heat generation.

The heat exchangers are available in many different configurations – vertical / horizontal / sucking / blowing. As such they fulfil numerous requirements. Flexible fastening options facilitate variable application within the stable. A connection set for the heat exchanger completes the product range.

Easy cleaning at the end of the cycle is possible due to the optimum lamella spacing on the heat exchanger. The complete heat exchanger range »Heat-X«® impresses with its energy efficiency.



»Heat-X«® Typ H



»Heat-X«® Typ V



»Heat-X«® horizontal installation



»Heat-X«® vertical installation

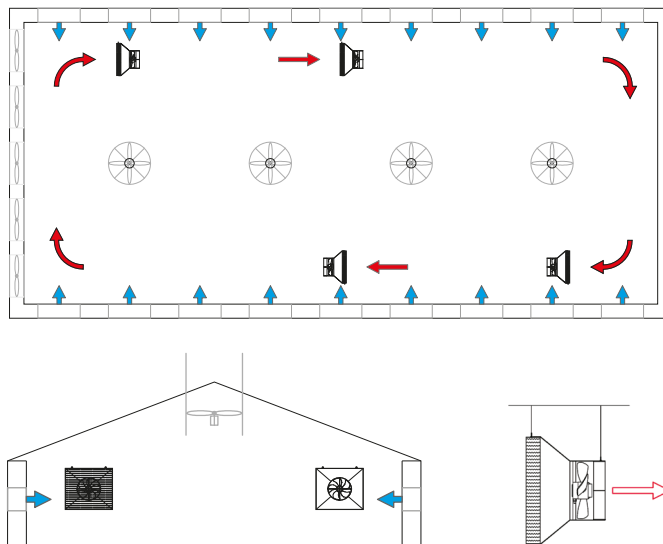
# Munters »Heat-X«® type H/V

heating systems

The air is taken in at the sides.

This concept is used with very long stable units, the supply air inserts from the longitudinal side in the stable. The heat exchanger is very robust, as it is manufactured exclusively from noncorroding stainless steel or plastic materials with smooth surfaces, which are easy to clean.

Typ H: Horizontal installation



## Technical specifications

		Typ 2 H	Typ 3 H	Typ 4 H
Fan performance	[m <sup>3</sup> /h]	3.000	5.000	7.500
Fan connected load		400V; 0,75A; 350W	400V; 1,1A; 530W	400V; 1,25A; 630W
Duct thread connection		3/4"	3/4"	1"
Total weight incl. water	[kg]	ca. 56	ca. 74	ca. 118
Built-in fan type / Ø	[mm]	E450-ST-D4-4 / 450	E500-ST-D4 / 500	E630-FN-D6 / 630
Throwing ranges <sup>1</sup>	[m]	ca. 30	ca. 45	ca. 55
Air intake / Capacity		30 °C / ~ 25 kW	30 °C / ~ 40 kW	30 °C / ~ 75 kW
Heating medium supply / return temperature	[°C]	80/60	80/60	80/60
Water pressure drop	[bar]	0,24	0,34	0,25
Water flow	[m <sup>3</sup> /h]	1,10	1,76	3,36
Dimensions »Heat-X« horizontal	[H x W x D / mm]	700 x 760 x 576/746	800 x 960 x 691/976	1.000 x 1.196 x 1.076

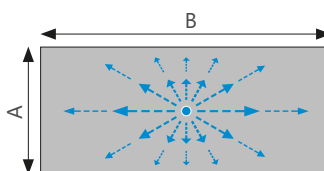
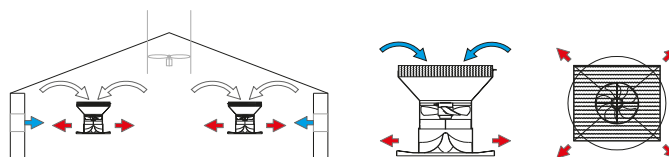
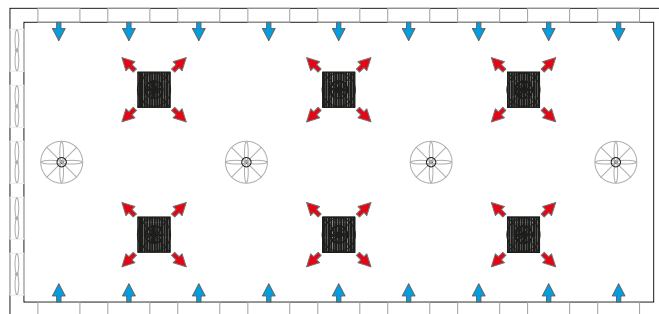
<sup>1</sup> Throwing ranges are approximate figures depending on the ambient temperature and do not take the structure into account.

# Munters »Heat-X«® type H/V

## heating systems

With this version the air is taken in from above and distributed evenly radially. Thus the climate can be controlled in a stable with various zones. This means that the spot in the stable with the lowest temperature can be heated without having to increase the total temperature of the stable. Through this a better and more even heat distribution is achieved. The special geometry of the air distributor serves to minimise air speed. Through height adjustment of the distribution cone different throwing ranges are realised. In this configuration it is an ideal heating system for every stable width and length.

Typ V: Vertikale Abhängung



With air conduction units a ratio of 1:3 (A:B) is possible.

### Technical specifications

		Typ 3 V	Typ 4 A V	Typ 4 V
fan performance	[m <sup>3</sup> /h]	5.000	7.500	7.500
Fan connected load		400V; 1,45A; 840W	400V; 2,2A; 1.050W	400V; 2,2A; 1.050W
Duct thread connection		3/4"	3/4"	1"
Total weight incl. water	[kg]	ca. 84	ca.119	ca. 128
Built-in fan type / Ø	[mm]	E500-FN-D4 / 500	E560-FN-D4 / 560	E560-FN-D4 / 560
Throwing ranges <sup>1</sup>	[m]	ca. 20	ca. 25	ca. 25
Air intake / capacity		30 °C / ~ 40 kW	30 °C / ~ 60 kW	30 °C / ~ 75 kW
Heating medium supply / return temperature	[°C]	80/60	80/60	80/60
Water pressure drop	[bar]	0,34	0,31	0,25
Water flow	[m <sup>3</sup> /h]	1,76	2,63	3,36
Diemensions »Heat-X« vertikal	[H x W x D / mm]	969 x 852 x 966	971 x 1.052 x 1.196	972 x 1.052 x 1.203

<sup>1</sup>\*Wurfweiten sind Circa-Angaben in Abhängigkeit der Umgebungstemperatur ohne die Berücksichtigung von Einbauten.